

ROYAL RANGERS LEADERS



# DISPATCH



SPRING 1976



Volume XII Number 3  
SPRING 1976

SILAS GAITHER  
*National Director  
Church Ministries*

*Secretary*  
*Men's Department*  
JOHNNIE BARNES  
*National Commander  
Royal Rangers*  
PAUL STANEK  
*National Training &  
Promotional Coordinator*  
JOHN ELLER  
EDITOR  
*National Dispatcher*

### ABOUT THE COVER

The cover this Spring quarter features Paul Stanek, National Training & Promotional Coordinator, demonstrating his muzzle-loader to a group of Royal Rangers.

Dressed in colonial costume, Commander Stanek is preparing to join many hundreds of fellow frontiersmen at the Second National FCF Rendezvous at Dogwood Valley near Blue Eye, Mo., July 27-31, 1976.

DISPATCH is a quarterly publication issued by Royal Rangers, 1445 Boonville Ave., Springfield, Mo. 65802. Subscription price (U.S.) \$1.00 per year. Second-class postage paid at Springfield, Missouri.

### DISPATCHER'S EXPRESS

DISPATCH magazine offers its congratulations to our big brother *HIGH ADVENTURE*, upon receiving a First Place Award in the 1975 EPA (Evangelical Press Association) excellence awards.

*HIGH ADVENTURE*, a quarterly publication for boys with a circulation of over 40,000, won first prize in the Best Art Category. The winning entry was from the Fall 1974 issue.

The art work was done by David Barnes, Lay-out Editor of *HIGH ADVENTURE*, and entitled, "The Jungle."

EPA represents over 200 religious publications with a combined circulation of over 10 million.

Congratulations to Dave upon this most outstanding achievement in the program, which is added to a long list of awards and recognitions he has earned.

As Contributing Editor of *HIGH ADVENTURE*, let me express to Dave our sincere appreciation for his continued interest and service to the Royal Rangers program.

*-John Eller, National Dispatcher*



HERE  
THEY COME  
THUNDERING OUT  
OF THE TERRITORIES  
TO THE



**National FCF**  
**RENDEZVOUS**

DOGWOOD VALLEY, MD.  
JULY 27-31, 1976

SHOW OFF YOUR COSTUME - SWAP TALL TALES  
DO YOUR BRAGGING - BLOW YOUR OWN HORN  
DO YOUR TRADING - GET A RENDEZVOUS PATCH

SEE YA AT THE SECOND NATIONAL

**fcf**  
**rendezvous**



MOUNTAIN MUSIC  
BLACK POWDER SHOOTIN'  
TOMAHAWK THROWIN'  
FRONTIER REGALIA  
SPIRIT OF '76 PAGEANT  
COUNCIL FIRES  
BRUSH ARBOR REVIVAL  
HEAPS OF FUN

# MaRch

WEEKLY THEME	WEEKLY PROGRAM FEATURE	SPECIAL ACTIVITIES	PROJECTS & RESOURCE
KITES	<ol style="list-style-type: none"> <li>1. Kite flying both art and sport</li> <li>2. Light frames of varying shapes covered with paper, plastic or cloth</li> <li>3. Some credit Archytas of Tarentum (Greek scientist of 400 B.C.) with the kite invention</li> </ol>	<ol style="list-style-type: none"> <li>1. Plan kite construction night</li> <li>2. Assign Lt. Cmdrs to gather materials</li> <li>3. Promote special kites for different patrols</li> <li>4. Have a contest: <ul style="list-style-type: none"> <li>• Originality</li> <li>• Performance</li> <li>• Decoration</li> </ul> </li> </ol>	<ol style="list-style-type: none"> <li>1. Hold separate contests for each age group</li> <li>2. Allow only kites built from "scratch"</li> <li>3. Ask local newspaper for promotion &amp; old papers for use</li> <li>4. Make awards for top three in each group</li> </ol>
KITES	<ol style="list-style-type: none"> <li>1. Asians have used kites from time immemorial</li> <li>2. Ben Franklin's famous experiment of 1752 with kite and metal key demonstrated electrical nature of lightning</li> <li>3. This was dangerous</li> </ol>	<ol style="list-style-type: none"> <li>1. Make a kite chart 3-sticker (hex.) Modified diamond box</li> <li>2. List dangers: Storms, High-tension wires, Traffic</li> <li>3. Demonstrate how tails stabilize flat kites</li> </ol>	<ol style="list-style-type: none"> <li>1. Check weather forecasts for best kite days in March</li> <li>2. Look for days with wind velocity 8 to 20 m.p.h.</li> <li>3. Plan demonstration for parents</li> <li>4. Awards for largest and smallest fliers</li> <li>5. Limit string 500 feet</li> </ol>
AERO-DYNAMICS Air-Sea-Trail Handbook Pages 18-19	<ol style="list-style-type: none"> <li>1. History of flight</li> <li>2. Wright brothers</li> <li>3. Kitty Hawk, 1902</li> <li>4. Importance of the airplane today</li> <li>5. Charles Lindbergh's solo flight, New York-Paris in May, 1927</li> <li>6. First man on moon: July 20, 1969</li> </ol>	<ol style="list-style-type: none"> <li>1. Visit an airport</li> <li>2. Tour a plane</li> <li>3. Arrange for a group flight (parental consent)</li> <li>4. Visit Civil Air Patrol Unit</li> <li>5. Display model airplanes at an outpost meeting</li> <li>6. Have a "Skywatch"</li> </ol>	<ol style="list-style-type: none"> <li>1. Secure airplane poster for Outpost meeting room <ul style="list-style-type: none"> <li>• Write: Book Division 44 Hillside Ave., Manhasset, NY 11030</li> </ul> </li> <li>-Ask about Aviation Chart</li> </ol>
AERO-DYNAMICS Air-Sea-Trail Handbook Pages 22-35	<ol style="list-style-type: none"> <li>1. Instrument panel of an airplane</li> <li>2. Discuss some of pilot's duties</li> <li>3. Discuss effects of weather on navigation</li> <li>4. Opportunities in U.S. Air Force</li> <li>5. U.S. Air Force Academy</li> </ol>	<ol style="list-style-type: none"> <li>1. Visit a U.S. Weather Station</li> <li>2. Visit a Control Tower</li> <li>3. Invite local pilot to speak</li> <li>4. Invite an Armed Forces Recruiter to speak</li> <li>5. Obtain moon map for meeting room</li> </ol>	<ol style="list-style-type: none"> <li>1. Paper airplane contest: <ul style="list-style-type: none"> <li>• Distance</li> <li>• Aerobatics</li> <li>• Duration</li> </ul> </li> <li>2. See: <i>Time Mag.</i> March 3, 1967</li> <li>3. Have an older Ranger research and explain flying</li> </ol>

# APRIL

WEEKLY THEME	WEEKLY PROGRAM FEATURE	SPECIAL ACTIVITIES	PROJECTS & RESOURCE
FRONTIERS-MEN CAMP-ING FRATER-NITY FCF Handbook	<ol style="list-style-type: none"> <li>1. Explain purpose of FCF</li> <li>2. Requirements for membership (men and boys)</li> <li>3. Phase I &amp; II testing</li> <li>4. Advancements: <ul style="list-style-type: none"> <li>● Frontiersman</li> <li>● Buckskin</li> <li>● Wilderness</li> </ul> </li> <li>5. Participation</li> </ol>	<ol style="list-style-type: none"> <li>1. Explain 5 logs <ul style="list-style-type: none"> <li>● Courage</li> <li>● Achievement</li> <li>● Friendship</li> <li>● Woodsmanship</li> <li>● Leadership</li> </ul> </li> <li>2. Decide upon eligible candidates</li> <li>3. Contact district for entry blanks</li> <li>4. Encourage advancements for men and boys</li> </ol>	<ol style="list-style-type: none"> <li>1. Promote 2nd Nat. FCF Rendezvous July 27-31</li> <li>2. FCF members "boned-up" on: <ul style="list-style-type: none"> <li>● Costume</li> <li>● Knife throwing</li> <li>● Tomahawk</li> <li>● Black powder</li> <li>● Flint &amp; Steel</li> </ul> </li> <li>3. Travel plans</li> </ol>
MUSIC Royal Rangers Campfire Songbook	<ol style="list-style-type: none"> <li>1. Music as a universal language</li> <li>2. Music of the Bible (Psalms)</li> <li>3. Describe singing of the pioneers</li> <li>4. Music in worship (historical and present day)</li> <li>5. Music language of the soul</li> </ol>	<ol style="list-style-type: none"> <li>1. Bring musical instruments to mtg.</li> <li>2. Organize Royal Rangers Band</li> <li>3. Possible Drum &amp; Bugle Corps</li> <li>4. Select and instruct bugler for camp-outs</li> <li>5. Plan special song for church</li> </ol>	<ol style="list-style-type: none"> <li>1. Encourage boys to learn camping and hiking songs</li> <li>2. Assign each patrol to learn one new song from book</li> <li>3. Other sources: <ul style="list-style-type: none"> <li>● BSA Chorus Bk.</li> <li>● Cowboy and Western Songs by Austin &amp; Alta Fife</li> </ul> </li> </ol>
LAND-SCAPING	<ol style="list-style-type: none"> <li>1. Landscaping as an art</li> <li>2. Improvement of property</li> <li>3. Appearance</li> <li>4. Prevents soil erosion</li> <li>5. Landscaping says to the world: "We care!"</li> <li>6. Worthwhile</li> </ol>	<ol style="list-style-type: none"> <li>1. Take survey of church and parsonage property</li> <li>2. Volunteer for grass-cutting, weeding, shrubbery, trimming, etc.</li> <li>3. Invite local nursery man to mtg.</li> <li>4. Study different kinds of shrubs</li> </ol>	<ol style="list-style-type: none"> <li>1. Offer to plant shrubbery where needed</li> <li>2. Suggest grass sowing where needed and fertilizing</li> <li>3. Edge sidewalks and curbs</li> <li>4. Fill-dirt for low spots on lawns</li> <li>5. Recognize workers</li> </ol>
TREES	<ol style="list-style-type: none"> <li>1. Only God can make a tree</li> <li>2. Natural resource</li> <li>3. Raw materials for industry</li> <li>4. Habitat of nature</li> <li>5. Means of shelter, fire, even food</li> <li>6. Preservation and respect for trees</li> <li>7. Forestry as science</li> </ol>	<ol style="list-style-type: none"> <li>1. Plan nature walk</li> <li>2. Have a Forest Ranger visit meeting</li> <li>3. Teach recognition: <ul style="list-style-type: none"> <li>● Needle-like</li> <li>● Broadleaf</li> <li>● Simple, not toothed nor lobed</li> <li>● Edges toothed</li> <li>● Lobed &amp; toothed</li> <li>● Non-acorn</li> </ul> </li> </ol>	<ol style="list-style-type: none"> <li>1. Recognize compound leaves: <ul style="list-style-type: none"> <li>● Feather-like</li> <li>● Finger-like</li> </ul> </li> <li>Resource: <ul style="list-style-type: none"> <li>● TREES by Zim &amp; Martin, Golden Press, N.Y.</li> </ul> </li> <li>2. Collect and mount specimens</li> </ol>

# MAY

WEEKLY THEME	WEEKLY PROGRAM FEATURE	SPECIAL ACTIVITIES	PROJECTS & RESOURCE
FIRST AID First Aid Textbook, American Red Cross	1. Definition: immediate & temporary care given victim until a doctor can be secured 2. Why First Aid? Steady the person Victim may not be thinking well Emotional reaction Give encouragement and help	1. Contact local Red Cross for books and charts 2. Plan a basic course for boys 3. Plan multi-media or standard course to be taught for leaders 4. Secure an out-post first aid kit for camp and meetings	1. Encourage leaders to take 1st Aid training & achieve training status from Red Cross 2. Encourage boys to participate in all First Aid training available 3. Plan several demonstrations for next parent's night
WEEKLY THEME	WEEKLY PROGRAM FEATURE	SPECIAL ACTIVITIES	PROJECTS & RESOURCE
FIRST AID Basic First Aid Book 1	1. First aid care for <i>Shock</i> 2. First aid care for <i>Bleeding</i> 3. First aid care for <i>Breathing</i> 4. First aid care for <i>Poisoning</i> 5. Deal with each of these in detail, using charts provided	1. Anyone badly hurt can die of shock 2. A person can bleed to death in one minute or less 3. A person not breathing will die in 4-6 minutes or less 4. Dilute poison with water, decide if should vomit, call Dr.	1. Practice sessions: Bandaging Splints Pressure points Artificial respiration 2. Be sure boys understand what they are doing and why 3. Check progress
WEEKLY THEME	WEEKLY PROGRAM FEATURE	SPECIAL ACTIVITIES	PROJECTS & RESOURCE
FIRST AID Basic First Aid Book 2	1. First aid care for <i>Broken Bones</i> 2. First aid care for <i>Burns</i> 3. First aid care in <i>Rescue</i> 4. Book 2 is the shortest of the four, but very important. Take your time	1. Prevent further injury 2. Show difference simple and compound fractures 3. Immerse most burns in cold water 4. Do NOT immerse if skin is burned away 5. Extreme caution	1. Contact local Fire Dept. for a demonstration 2. Ask fire chief to observe training sessions 3. Plan an out-door search & rescue training session, using a dummy for rescue
WEEKLY THEME	WEEKLY PROGRAM FEATURE	SPECIAL ACTIVITIES	PROJECTS & RESOURCE
FIRST AID Basic First Aid Book 3	1. Head injuries 2. Bleeding you cannot see 3. Heart attack, etc. 4. Infection & ill. 5. Snake bite 6. Animal bites 7. Insect bites 8. Take care boys understand the do's and don'ts	1. Never raise head or feet with head injuries 2. Weakness may or may not accompany internal bleeding 3. Breathing problems may accompany heart attack 4. Clean wounds to prevent infection	1. Do a chart on snake, animal and insect bites 2. List insect bites people may be allergic to 3. Have local nurse or doctor talk on bites and treatment 4. Emphasize caution and use of
WEEKLY THEME	WEEKLY PROGRAM FEATURE	SPECIAL ACTIVITIES	PROJECTS & RESOURCE
FIRST AID Basic First Aid Book 4	1. Too much heat or sun 2. Exposure to cold 3. Fire 4. Electric shock 5. Water safety 6. Special safety problems 7. As a First Aider, you should remain calm, evacuate, act quickly	1. Heat exhaustion: skin cool and wet 2. Heat stroke: skin hot and dry 3. Treat exposure with warm blankets or warm water. 4. NEVER run if clothes are on fire 5. Check breathing first on electric shock victims	1. Plan a demonstration on water safety 2. Have boys list common home accidents; discuss how to prevent them 3. Secure a film on automobile safety 4. Remove doors from discarded refrigerators

# THE OUTPOSTER

## CORRECT UNIFORM

It is proper to wear *only one* Pow Wow patch on your uniform at a time, and that on your right shirt pocket. Trail medals, trail patches, Boy Scout and/or military insignia, and all other unauthorized paraphernalia should not be worn! Your right pocket is for a Pow Wow patch, a Rendezvous patch, or a Camporama patch. Your left pocket is for training awards.

Let's remember, leaders, that the Royal Rangers uniform is not a Christmas tree! Let's keep it uniform and uncluttered! Polish your brass, clip thread ravelings, button your pocket flaps, spit shine your shoes, wear black or navy-blue socks only—look like the sharp Royal Rangers Leader you are! Remember—your example in dress speaks much louder than anything you may say.

## ANTC STANDARDS

What you've heard about ANTC (Advanced National Training Camp) is true. Incorrect uniforms are simply not tolerated! Each patrol is given a Royal Rangers Uniform booklet. At the morning inspections thereafter, any patch improperly attached to the uniform is cut off!

What is the purpose of this? The reason has best been stated by Senior Guide Deaver: "*We are trying to build a bridge to reach boys for Christ.*"

Now—we all have fought the patch battle of shrinking fabrics. Want a little tip on keeping sharp? **USE ELMER'S GLUE TO ATTACH YOUR PATCHES!**

This way, you can remove your patches before laundry and wash only the shirt (the patches usually don't need washing). The glue does not hurt the shirt nor the patches.

You may experience a little difficulty attaching sleeve patches with Elmer's, but if you will bend a contour in the patch and hold it in place a few seconds, your result will be much more satisfactory. After a little practice, you'll develop expertise (and save Mom all that patch hassle).



## FCF HEADGEAR

We have been asked to emphasize proper headgear for the Frontiersmen Camping Fraternity.

All headgear (and any other costuming and/or accessories, for that matter) must all be pre-Civil War types.

Here is the break-down by territories: (1) Colonial, *tricorn*, (2) Long Riflemen, *raccoon or other suitable animal fur*, (3) Plainsmen, *flat wide-brimmed hat*, (4) Mountainmen, *mountainman hat*.

Stove-pipe hats are acceptable in some territories. Check with your Territorial FCF Representative for specifics.

Synthetic fur is acceptable if it looks realistic.

## BICENTENNIAL TRAINING OPPORTUNITIES

- NTT Big Thicket, Texas Feb. 12-14
- NCE Okefenokee Swamp, Mar 3--Apr. 3, South Georgia
- NTC South Central Okla., Apr. 22-25
- NTC North Central, May 13-16
- NTC Southwest, May 13-16
- NAC (National Aquatic Camp), Conroe, Texas, May 17-22
- NTC Central, Camp Arrowhead, Marshfield, Mo., May 27-30
- NTT, High Sierra, May 20-23
- NCE Boundary Waters, Minnesota, July 14-18
- NTC Northwest, July 15-18
- NTC West Central, August 26-29
- NTC Northeast, Sept. 9-12
- NTC Gulf Region, Sept. 16-19
- NTC Northwoods, Sept. 30-Oct. 3
- ANTC Camp Arrowhead, Marshfield, Mo., Sept. 22-26
- NTT Adirondack, Oct. 7-10
- NTC Southeast, Oct. 14-17

## REFERENCE BOOKS OF INTEREST TO LEADERS

By Tom Botsford

During the 1975 Advanced National Training Camp, the following list of books was given to the students in conjunction with the subject "Reference and Research." I thought this list would also be helpful to the Dispatch readers who wish to build a reference library.

However, may we explain that listing these books does not indicate that the National Office necessarily agrees with the total content of each book. These books are simply reference books.

TITLE	AUTHOR	PUBLISHER	PRICE
<b>CAMPING</b>			
The Golden Book of Camping (comment—Basic rudiments)	Wm. Hillcourt	Western Pub. 850 3rd Ave. NY 10022	\$3.95
Family Camping	James & Barbara Newman	Grossett & Dunlap	1.25
Your Own Book of Camcraft	Cathrine Hammett	Pocket Bk, NY	.95
Camping (Guide)	Robt. Smallman	Gooden Press	1.00
Family Camping	Better Homes & Gardens	Meredith	2.95
Campers Bible	Bill Riviere	Doubleday	1.95
Sunset Camping Handbook	John Robinson	Lane Books	1.95
Better Camping (comment—sleeping bag info.)	Woodall's 500 Hyacinth P. Highland Park, IL		.75
All Outdoors	Newman		.50
Camping & Backpacking		Peterson Pub.	2.95
Light Camping Equipment Camping	Gerry Cunningham Boy Scouts of America	Milwaukee, WI	2.50
<b>FOODS</b>			
Natural Foods Cookbook	Beatrice Hunter	Garden Way	.95
Feast: A Tribal Cookbook (Vegetarian)	True Light Beavers	Doubleday	
Gourmet Cooking for Free	Bradford Angier	Stackpole Bks.	4.95
The Tassajara Bread Book	Edward Brown	Shambala	2.95
Old Fashion Dutch Oven Cookbook	Don Holm	Caxton Printers	3.95
Storing Vegetables or Fruits	Supt. of Documents	Washington, DC Bookcraft	.15 3.50
Passport to Survival	Esther Dickey	Garden Way	
Stalking the Wild Asparagus (Fruits & Vegetables)	Euell Gibbons	Research Charlott, VT	2.95
Stalking the Blue-Eyed Scallop	Euell Gibbons	Same as above	2.95
Stalking the Healthful Herbs	Euell Gibbons	Same as above	2.95
Beachcombers Handbook	Euell Gibbons	Same as above	2.95
Feast on a Diabetic Good Life	Euell Gibbons	Same as above	2.95
Stalking the Good Life	Euell Gibbons	Same as above	2.95
Cast Iron Cookbook	Hester Harris	Nitty Gritty	
Roughing It Easy	Dion Thomas	Brigham Young	4.95
<b>PLANTS</b>			
Non-Flowering Plants	Floyd Shuttleworth	Golden Pr.	1.50
Flowers	Herbert S. Zim, Ph.D	Golden Pr.	1.25
Trees	Herbert S. Zim, Ph.D	Golden Pr.	1.50
Weeds	Alexander C. Martin	Golden Pr.	1.95





38358		
Macmillan		6.95
Mother Earth		1.50
Garden Way		4.50
Stackpole Bk.		1.25
Golden Press		2.95
Gramercy		1.00
Macmillan		2.95
Bell Pub., NY		1.00
Golden Pr.		2.95
Whole Earth		7.95
Stackpole		4.50
101 Prod. S. F.		1.95
Collier		1.50
Macmillan		6.95
Bonanza Pr.		5.00
Stackpole Bks.		
Stackpole		
Stackpole Bks.		
Golden Pr.		1.25
Collier		2.95

**MOUNTAIN**

Mountain Search for the Lost Victim	Dennis Kelley	5.00
International Mountain Rescue Handbook	Hammish MacInenes	Schribner & Sons NY 10.00

**SURVIVAL**

Survival Manual (Food, shelter, fire, clothing, tools, weapons)	D. C. Roquemore	Hillcrest Pub. 2.50
Outdoor Survival Skills	Larry Dean Olsen	Brigham Young Univ.
Outdoorsman's Handbook	Clyde Ormond	Berkley Pub. 1.95
Survival	Dept. of Air Force	Washington, DC 1.95
Survival	Training Ed. USAF	
At Home in the Wilderness	Sunbear	West. Printing 3.00
Wilderness Gear You Can Make Yourself	Bradford Angier	Collier 2.95
Bushcraft	Richard Graves	Schocken Bks. 3.95
Handbook of Wilderness Travel	George Wells	4.00



During the 1975 books was given to Research." I thought who wish to build a

However, may we National Office need books are simply re

TITLE

CAMPING

The Golden Book of C  
(comment—Basic ru  
Family Camping  
Your Own Book of Car  
Camping (Guide)  
Family Camping  
Campers Bible  
Sunset Camping Hand  
Better Camping  
(comment—sleeping  
info.)

All Outdoors

Camping & Backpacki  
Light Camping Equip  
Camping

FOODS

Natural Foods Cookbo  
Feast: A Tribal Cookb  
(Vegetarian)  
Gourmet Cooking for I  
The Tassajara Bread B  
Old Fashion Dutch Ov  
Cookbook

Storing Vegetables or Fruits

Passport to Survival  
Stalking the Wild Asparagus  
(Fruits & Vegetables)

Stalking the Blue-Eyed  
Scallop

Stalking the Healthful Herbs  
Beachcombers Handbook  
Feast on a Diabetic

Good Life  
Stalking the Good Life  
Cast Iron Cookbook  
Roughing It Easy

PLANTS

Non-Flowering Plants  
Flowers  
Trees  
Weeds

**Celebrate Freedom!**  
Help distribute 2 million  
**Colorful Four-Page  
Bicentennial Freedom Tract**

**Free for you to give  
Designed for celebrating—  
Brief  
Intriguing  
Scripture used  
Invites decision**

Order **FREE** supply on  
attached postage-paid card

© Evangelism Literature for America  
1445 Boonville Avenue  
Springfield, Missouri 65802

Storing Vegetables or Fruits	Supt. of Documents	Washington, DC	.15
		Bookcraft	3.50
Passport to Survival	Esther Dickey	Garden Way	
Stalking the Wild Asparagus (Fruits & Vegetables)	Euell Gibbons	Research	2.95
Stalking the Blue-Eyed Scallop	Euell Gibbons	Charlott, VT	
		Same as above	2.95
Stalking the Healthful Herbs	Euell Gibbons	Same as above	2.95
Beachcombers Handbook	Euell Gibbons	Same as above	2.95
Feast on a Diabetic	Euell Gibbons	Same as above	2.95
Good Life			
Stalking the Good Life	Euell Gibbons	Same as above	2.95
Cast Iron Cookbook	Hester Harris	Nitty Gritty	
Roughing It Easy	Dion Thomas	Brigham Young	4.95
PLANTS			
Non-Flowering Plants	Floyd Shuttleworth	Golden Pr.	1.50
Flowers	Herbert S. Zim, Ph.D	Golden Pr.	1.25
Trees	Herbert S. Zim, Ph.D	Golden Pr.	1.50
Weeds	Alexander C. Martin	Golden Pr.	1.95

Postage will be paid by

**BUSINESS REPLY MAIL**  
 No Postage Stamp Necessary if Mailed in the United States

Evangelism Literature for America  
 1445 Boonville Avenue  
 Springfield, MO 65802



**FIRST CLASS**  
 Permit No. 6  
 Springfield, Mo.

	38358	Macmillan	6.95
		Mother Earth	1.50
		Garden Way	4.50
		Stackpole Bk.	1.25
		Golden Press	2.95
ikel		Gramercy	1.00
		Macmillan	2.95
		Bell Pub., NY	1.00
ni		Golden Pr.	2.95
		Whole Earth	7.95
		Stackpole	4.50
		101 Prod. S. F.	1.95
		Collier	1.50
		Macmillan	6.95
		Bonanza Pr.	5.00
		Stackpole Bks.	
		Stackpole	
		Stackpole Bks.	
		Golden Pr.	1.25
		Collier	2.95

**MOUNTAIN**

Mountain Search for the Lost Victim	Dennis Kelley		5.00
International Mountain Rescue Handbook	Hammish MacInenes	Schribner & Sons NY	10.00

**SURVIVAL**

Survival Manual (Food, shelter, fire, clothing, tools, weapons)	D. C. Roquemore	Hillcrest Pub.	2.50
Outdoor Survival Skills	Larry Dean Olsen	Brigham Young Univ.	
Outdoorsman's Handbook	Clyde Ormond	Berkley Pub.	1.95
Survival	Dept. of Air Force	Washington, DC	1.95
Survival	Training Ed. USAF		
At Home in the Wilderness	Sunbear	West. Printing	3.00
Wilderness Gear You Can Make Yourself	Bradford Angier	Collier	2.95
Bushcraft	Richard Graves	Schocken Bks.	3.95
Handbook of Wilderness Travel	George Wells		4.00

REFER

During the 1975 books was given to Research." I thought who wish to build a

However, may we National Office need books are simply re

TITLE

CAMPING

The Golden Book of C  
(comment-Basic ru  
Family Camping  
Your Own Book of Car  
Camping (Guide)  
Family Camping  
Campers Bible  
Sunset Camping Hand  
Better Camping  
(comment-sleeping  
info.)

All Outdoors  
Camping & Backpackin  
Light Camping Equip  
Camping

FOODS

Natural Foods Cookbo  
Feast: A Tribal Cookbo  
(Vegetarian)  
Gourmet Cooking for F  
The Tassajara Bread B  
Old Fashion Dutch Ov  
Cookbook

Storing Vegetables or Fruits

Passport to Survival  
Stalking the Wild Asparagus  
(Fruits & Vegetables)

Stalking the Blue-Eyed  
Scallop

Stalking the Healthful Herbs  
Beachcombers Handbook  
Feast on a Diabetic

Good Life  
Stalking the Good Life  
Cast Iron Cookbook  
Roughing It Easy

PLANTS

Non-Flowering Plants  
Flowers  
Trees  
Weeds

EVANGELISM LITERATURE FOR AMERICA  
SPECIAL FREE OFFER  
NEW BICENTENNIAL TRACT - "FREEDOM-ILLUSION"



*This offer is made possible because of Light-for-the-Lost as-  
sistance in raising the funds for this ELA project during dis-  
trict tours. And by contributions from friends.*

*I ( ) my church ( ) would like to have a part in reaching Amer-  
ica during the bicentennial with the gospel of Jesus Christ.  
With God's help, we plan to distribute this order of "Freedom-  
Illusion."*

NUMBER OF TRACTS NEEDED \_\_\_\_\_  
(Quantity)

Name \_\_\_\_\_

Street \_\_\_\_\_

State \_\_\_\_\_

City \_\_\_\_\_

Zip \_\_\_\_\_

Supt. of Documents	Washington, DC	.15
	Bookcraft	3.50
Esther Dickey	Garden Way	
Euell Gibbons	Research	2.95
	Charlott, VT	
Euell Gibbons	Same as above	2.95
Euell Gibbons	Same as above	2.95
Euell Gibbons	Same as above	2.95
Euell Gibbons	Same as above	2.95
Euell Gibbons	Same as above	2.95
Hester Harris	Nitty Gritty	
Dion Thomas	Brigham Young	4.95
Floyd Shuttleworth	Golden Pr.	1.50
Herbert S. Zim, Ph.D	Golden Pr.	1.25
Herbert S. Zim, Ph.D	Golden Pr.	1.50
Alexander C. Martin	Golden Pr.	1.95

## CRAFT & GAMES

Frontier Supply House Camping & Woodcraft (takes off where Scout Handbook leaves off)	P. O. Box 470 Milan, TN 38358 Horace Kephart	Macmillan	6.95
Home Tanning & Leather Making Guide	A. B. Farnham	Mother Earth	1.50
A Book of Country Things (Woodcarving, etc.)	Walter Needham	Garden Way	4.50
Skills for Taming the Wilds	Bradford Angier	Stackpole Bk.	1.25
Crafts & Hobbies	W. Ben Hunt	Golden Press	2.95
101 Best Nature Games	Lillian & Godfrey Frankel	Gramercy	1.00
Knots: Useful & Ornamental	Geo. R. Shaw	Macmillan	2.95
Knots & Splices	Percy Blandford	Bell Pub., NY	1.00
Useful Knots & Line Handling	Francis & John Giannoni	Golden Pr.	2.95
Knots & How to Tie Them	Boy Scouts of America		

## HIKING

A Complete Walker (How to put a well-equipped house on your back)	Colin Fletcher	Whole Earth	7.95
The Boys Book of Hiking	Allan MacFarlan	Stackpole	4.50
The Backpacker	Albert Saijo	101 Prod. S. F.	1.95
Home in Your Pack	Bradford Angier	Collier	1.50

## INDIAN & CAMPFIRES

Wildwood Wisdom (Living in Pioneer & Indian style)	Ellsworth Joeger	Macmillan	6.95
Treasury of Memory Making Campfire & Council Ring Programs	A. MacFarlan A. MacFarlan	Bonanza Pr. Stackpole Bks.	5.00
Indian Adventure Trails	A. MacFarlan	Stackpole	
Indian Arts	Andrew H. Whiteford	Stackpole Bks.	
Indian Craft	W. Ben Hunt	Golden Pr.	1.25
Indian Craft & Lore	W. Ben Hunt	Collier	2.95
Indian Craft for Campers	Oscar E. Norbeck Assoc.		
Indian Lore	Boy Scouts of America		

## MOUNTAIN

Mountain Search for the Lost Victim	Dennis Kelley		5.00
International Mountain Rescue Handbook	Hammish MacInenes	Schribner & Sons NY	10.00

## SURVIVAL

Survival Manual (Food, shelter, fire, clothing, tools, weapons)	D. C. Roquemore	Hillcrest Pub.	2.50
Outdoor Survival Skills	Larry Dean Olsen	Brigham Young Univ.	
Outdoorsman's Handbook	Clyde Ormond	Berkley Pub.	1.95
Survival	Dept. of Air Force	Washington, DC	1.95
Survival	Training Ed. USAF		
At Home in the Wilderness	Sunbear	West. Printing	3.00
Wilderness Gear You Can Make Yourself	Bradford Angier	Collier	2.95
Bushcraft	Richard Graves	Schocken Bks.	3.95
Handbook of Wilderness Travel	George Wells		4.00

# OUTPOST DEVOTIONS



## DRAMA AT SEA

(Submitted by Richard A. Nelson,  
Arlington Heights, IL)

A small boy and his father set out in a boat off the California coast. An unexpected storm came up, and the vessel capsized. They both grabbed planks and tried to paddle toward the distant shore.

After struggling for quite a while, the father realized that he was not going to make it with the plank and the boy. With his remaining strength he would have to strike out for shore by himself.

It was almost dark when the father reached the shoreline. By the time he notified the Coast Guard, it was too dark to locate the boy.

As the first rays of dawn brightened the horizon, they saw a speck in the distance. When they were close enough, they saw it was the boy, still clinging to the plank, and singing.

When the boy was safely aboard, the captain asked him, "How could you sing? Weren't you afraid?"

"Why should I be afraid?" the boy asked, "My dad said he would be back!"

Before Jesus went away, He promised He would return for His own. This promise ought to be a source of comfort and encouragement as we face the uncertainties of life.

## FOULED UP PLUGS

(Submitted by Doyle Bryan,  
Sedro Woolley, WA)

Bill ran out of gasoline one night along a country road. He went to a farmhouse for help. The farmer had no gasoline, but told Bill kerosene would do. Bill accepted his offer, and managed to get his car in to town burning the kerosene. He noticed the motor skipping on the way.

He inspected his car the next morning, and found the spark plugs in a terrible mess. They were all black and dirty. This is an example of what happens to our lives when we substitute anything for reading God's Word and praying.

"Thy word have I hid in mine heart, that I might not sin against thee" (Psalm 119:11).

## THE CHIGGER

(Submitted by Rev. Michael Tullos,  
Memphis, Tenn.)

Scripture: Song of Solomon 2:8-17.

Many men who can face great and mighty problems and overcome them, have gone down before some insignificant small detail of little or no consequence. It is much harder to be faithful in the small and seemingly unnoticed tasks than to tackle some great obstacle.

This is true in the spiritual life. Many Christians can slay the lions of temptation but go down before a handful of ants.

A famous explorer in South America was driven back and forced to abandon his journey by an army of almost invisible foes. He was equipped to meet leopards and serpents and even crocodiles. He had guns and ammunition for these.

Wild animals were no threat—but he had failed to reckon with the *LITTLE* fellows! These were the millions of "chigoes," better known as "chiggers," so tiny as to be almost invisible. We have the "no see 'uns" in this country, the North American counterpart of the chigger.

These Lilliputian invaders were capable of driving back experienced explorers who were unable to cope with such an enemy! Someone has composed a ditty, quite apropos to our subject:

*Here's to the chigger,*

*The bug that's no bigger*

*Than the end of a very small pin;*

*But the point that he raises*

*Itches like blazes,*

*And that's where the rub comes in!*

Watch the little things which may spoil your testimony. You are probably ready to face the big problems, but be on your guard against the little foxes—

that evil thought, that hasty word, that burst of temper, that bit of gossip, that snap judgment. King Solomon did not fear bears and lions but *little foxes*.

Watch out for the "NO SEE 'UMS BUT BIG BITE 'UMS." Keep your armour tight, for "He that is faithful in that which is least is faithful also in much" (Luke 16:10).

### THE SWORD OF THE SPIRIT

(Submitted by Jo Ann Blow,  
McLemoresville, Tenn.)

Scripture: Ephesians 6:11-18

Items needed: meat cleaver, corrugated blade knife, broken knife, dull knife, ice pick, and a good sharp knife. (Have an assistant display and remove the knives as a safety precaution.)

*Meat Cleaver.* This is not the Sword of the Spirit, although some may try to beat and batter. Lay it aside.

*Jagged knife.* Some would use just portions of Scripture to prove their own points. This will not do.

*Broken knife.* Others would use God's Word to *break* rather than *make* others. Lay it aside.

*Dull knife.* Hearing but not taking heed to the Word of God is a dullness which influences others. This won't do.

*Ice pick.* Many wounds are received at the hands of friends picking at faults. Lay it aside.

*Sharp knife.* (Display with Bible.) God's Word rightly divided is "quick, and powerful, and sharper than any two-edged sword" (Hebrews 4:12).

### THE CHANGE CHRIST MAKES

(Submitted by Kenneth Creech,  
Summer, WA)

Items needed: jar, water, iodine, and acetic acid.

Hold up the jar so the boys can see the clear water. Add iodine until it turns dark. Explain that this is what your heart looks like when it is full of sin.

Then add acetic acid to the mixture and the water becomes clear again. Explain to the boys that this is what happens when Christ comes into your heart.

### DECISIONS

(Submitted by Ivan Kajewski,  
Victoria, Australia)

Decisions always precede our actions. We think of what we are going to do

before doing it.

As Rangers, we are always desirous of doing what is right, but we may not always know what the right is. God has given us guides: (1) Our own experience and knowledge, (2) Parents, (3) Teachers, leaders, and friends, (4) Our own conscience, (5) The Bible, (6) The Holy Spirit.

The first four may not always be right, because they may not be influenced by God, but rather by the spirit of Antichrist. We must therefore look further to find direction for our decisions.

The Word of God is the final authority for faith and practice. The Holy Spirit gives direction that is sure and correct.

The greatest decision in life is when we give our heart to Jesus. Then, we open the door for God to awaken and enlighten our conscience by His Word and His Holy Spirit.

Only God knows what is best for any of us. We must therefore listen for Him. As we obey, His voice within us becomes stronger.

### THE RHINE

(Submitted by Robyn Lannstrom,  
New South Wales, Australia)

The Rhine River flows through six countries in Europe, and is over 800 miles long. Its tremendous force plunges into the North Sea at a rate of 146,000 tons of water per minute. The world's busiest river, its ships carry 220 million tons of cargo per year—nearly equal to the combined total on the Mississippi River and St. Lawrence Seaway.


High up in the mountains, the Rhine begins as a small stream, small enough to step across. Its source of supply is the Rheinwaldhorn Glacier, secret of its mighty strength.

God wants us to be useful Christians, the kind that "flow out" to others. But we cannot give to others what we do not have ourselves. It must be Christ in us.


The secret of the Rhine's strength is the continual touch with its source of life. Likewise, we will only have abundant and fruitful lives as we keep in touch with our source of life, the Lord Jesus Christ.

(See John 15:4,5; Ephesians 3:16.)


## FOUR



## STAR



## IDEAS



### BLUE POINT BASKETBALL

(Phil Bottrell, Carson, CA)

Divide the boys into two teams at a basketball backboard. Each team lines up on either side of the hoop. In turn, one boy shoots a lay-up and the other boy rebounds. Each basket made by a team advances them to the next blue point (1) Alert, (2) Clean, etc.

When all eight points are made the losers must do eight push-ups repeating the blue points.

### PUDDLE JUMP

(Oswald Molo, Carson, CA)

Have the patrols line up and face each other about ten yards apart. Sheets of newspaper are spread on the ground between them. The papers should be in any arrangement two or three feet apart. These papers represent mud puddles that players must not step in as they cross from one side to another.

The patrols take turns sending a player with eyes closed, who tries to cross without stepping on a paper. If he does so, he drops out of the game.

After each has had a turn, rearrange the newspapers for the remaining players to cross. The patrol that lasts longest wins the game.

### HIGH TOUCH

(Roger L. Smith, S. Sioux City, NE)

Tie a partly filled burlap sack, pillow or similar object to a length of rope. Toss the rope over a limb some twenty feet or so above the ground.

Boys take turns jumping and touching the object. Begin with about seven feet, and raise a couple of inches after each full turn. Those who fail to touch the object are eliminated. Game continues until you determine who can jump the highest.

The rope would make a good award for the winner.

### BALLOON BUMPS

Equipment needed: A bag of balloons and a roll of string.

Divide the boys into two teams. Fasten a balloon to each boy's belt at the back.

Have the teams face each other and send one boy at a time. The two meet in the center and bump into each other, trying to break the other's balloon. The boy that breaks the other balloon and gets back in line without his being broken, scores a point for his team. Use of hands, head, or feet prohibited.

### CRACKERS

(James Erickson, Sedro Woolley, WA)

Divide the boys into two teams. Set a basket of saltine crackers at the goal line. Have the boys run in turn to the goal line, eat one cracker, whistle, and return to the starting line. The team which finishes first gets peanut butter with their crackers.

### FREEZE BALL

(Leroy Lister, Rossville, KS)

Items needed: A blindfold and a soft pillow.

Blindfold "it" and place him in the center of the room. He may not move his right foot.

The other boys begin to quietly move about the room. When "it" calls "Freeze!", he throws the pillow in any direction he chooses. No one else may duck or even move a muscle. Anyone hit becomes the new "it." Each should be given up to five tries to score a hit.

### FELT FEET

(Tom Pendleton, Tacoma, WA)

Equipment needed: felt-tipped pens for each boy.

Have boys remove one shoe and sock. Spread them into a wide circle. When the signal is given, have them collect as many signatures on the bottom of their foot as possible. Set a time limit. All signatures must be different.



# Charring Cloth for Flint & Steel

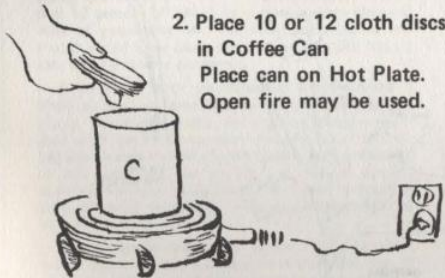
Instructions by Fred Deaver



Cotton Cloth Old Coffee Can Old Shoe Polish Can  
Scissors Hot Plate



1. Cut Cotton Cloth same size as shoe polish can.



2. Place 10 or 12 cloth discs in Coffee Can  
Place can on Hot Plate.  
Open fire may be used.

3. Allow cloth to char until it is Black (Be sure to do this outside as there will be much SMOKE!)

4. Place charred discs in Polish Can for future use.



(Can keeps discs dry)



To Start Fire

1. Catch spark on charred cloth



2. Place in dry tender such as grass, etc.



3. Give a hardy blow

Compliments of Frontier Supply House

If you like baked potatoes, don't neglect putting some potatoes in the grub box for your next camping trip. Wrap a potato tightly with two layers of aluminum foil, put it in the coals you will cook over and occasionally push it around with a stick. The secret is two layers of foil; one won't do it. Stick a fork or knife into the potatoes to check cooking progress.

Some birds have white breast meat, some birds dark. The difference, the folks at Winchester suggest, is how much flight time a bird logs. Birds that fly a lot, such as doves and ducks, need a larger supply of blood in their breast muscles to drive their wings than a bird such as a quail which flies short distances. The greater the blood supply in muscle, the darker it becomes.

# PLANTS THAT POISON



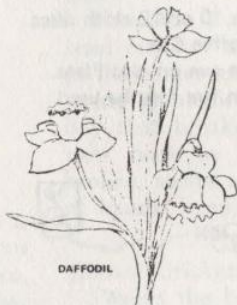
DAPHNE



JIMSON WEED



RHUBARB



DAFFODIL



LILY OF THE VALLEY

*The most innocent-looking, even the most beautiful plant in the garden, window box or field may be a potential killer or cause serious illness if eaten — and children are frequent victims. Here are the facts about poisonous plants to help you present this vital information.*

The first bud of spring beckons children outside to enjoy the newness of nature; it also attracts them to many of the plants that grow in near-by fields and gardens. Most youngsters who are tempted to sniff, taste, or swallow these plants, are dangerously unaware of the poisons contained in some of them.

A collection of poisonous plants displayed in the classroom with their dangers clearly explained could save a child from illness, pain, perhaps even death. The ease with which a child can fall prey to these dangerous beauties and the peril involved is illustrated by this story:

Several years ago a group of boys age six to eight went on an outing in the Midwest where they spent the day climbing, hiking and exploring the countryside. Shortly after they returned, some of the boys began to laugh senselessly, pick imaginary objects out of the air

and bark like dogs. Others crawled under their beds crying and moaning.

The next day most of the boys were back to normal, and all had completely recovered in three days. What was the cause of their weird actions? A patch of common jimson weed the boys had picked and eaten.

This plant, whose name comes from the colonial settlement of Jamestown, Va., is commonly referred to as thorn apple or stinkweed. It grows almost everywhere — in backyards and wastelands — and is responsible for more poisonings than any other plant. It grows from 2 to 5 feet tall, and has large leaves and white, funnel-shaped flowers resembling morning glories. All parts are poisonous, but the seeds and leaves especially so.

Children have become ill after simply sucking nectar from its flowers or chewing a few seeds or leaves. Many hippies in New York City's Greenwich Village have been hospitalized after drinking jimson weed "tea" for the kicks it provides. The effects are often mild, but can be as severe as delirium, distorted sight, coma and even death. Both adults and children have been fatally poisoned by tea brewed from the plant's seeds and leaves in the mistaken belief it would cure asthma and other ailments.

## 4 best remedies for sore muscles

**1. Heat applications.** For those all-over aches, wet heat—in the form of a hot soak—is the best bet. Have the water as hot as you can stand it, but don't stay in the tub longer than 20 minutes. Hot, wet towels are useful for localized aches, as are hot-water

bottles, although these cool quickly.

Dry heat can be administered with an electric heater or a heat lamp placed 18 inches from the body. Electric heating pads should be used at low heat; never go to sleep with one on; there is danger of fire or burns.

**2. Analgesics.** Any analgesic—acetaminophen, salicylamide or ACT compound (aspirin/phenacetin/caffeine preparations)—is suitable for

The U. S. Public Health Service reported this year that chewing morning glory seeds can have an effect similar to that of the jimson weed.

It's hard to believe that many of the plants that grow in a peaceful meadow or along a quiet river, or even in the back yard can be labeled as *poison* just as one labels a bottle of ammonia or a can of insecticide.

John M. Kingsbury, in his book *Poisonous Plants of the United States and Canada*, states that more than 700 species of plants are known to have caused death or illness.

Included in these 700 are some of nature's most delicate creations: the oleander bush, the lily-of-the-valley, and the rhododendron.

Each year an estimated 12,000 children ingest these plants and others like them. A Seattle study revealed that 10 percent of 100 child poisoning cases observed were of youngsters who had eaten toxic plants, and that in six of these cases, the children's parents had no idea the plants were dangerous.

A survey of both the classroom and the home is likely to turn up some of these potentially dangerous plants. The dieffenbachia, for instance, a common indoor plant, has a stalk containing needle-like crystals of calcium oxalate that, if chewed, can become embedded in the tissues of the mouth and tongue, causing swelling. A woman in Cleveland nearly died a couple of years ago when her swollen tongue began to block the air passages to her throat.

The leaves of the lovely oleander bush, another indoor plant, contain a deadly heart stimulant that, if eaten, could kill a child. Some people have died merely from eating steaks that had been speared on oleander twigs and roasted over an open fire.

Of greatest danger to children are the small attractive berries they find in their yards or in fields near their homes. The berries often look like wild fruit — a mouth-watering delight. Danger — their juice may be deadly.

In Ohio, one summer, a little girl prepared a play luncheon in the back yard. On a miniature plate she put an apple, a radish and some berries she had picked from a shrub growing in her mother's rock garden. Four hours later she lapsed into a coma and within seven hours after the luncheon she died.

An autopsy showed that the berries she had eaten were from the *Daphne mezereum*, plant. It is cultivated in back yards and also grows wild in thickets throughout the country. In early spring it has white or purple flowers that are followed by small red or yellow berries

containing a corrosive poison that produces severe burns in the mouth and digestive tract. Only a few berries are enough to kill a child.

In Tacoma, Washington, a young girl, who was thought to have choked on a piece of candy, died suddenly. A careful study of the case revealed that the girl had eaten several berries from the poisonous nightshade bush growing near her home.

This vine-like plant, found throughout the country, stretches along the ground or grows upright to a height of about two feet. Its berries, which grow in clusters, are most toxic when *unripe*; when they ripen to a bright yellow, orange, and red, they become the least poisonous part of the plant.

Another berry found to be deadly only in its unripe form is that of the *Lantana camara* or red sage, which grows extensively in the South. A few years ago 17 children in Florida were treated for ingestion of this berry; four of them were hospitalized with severe poisoning and one girl died a short while after eating the berries.

Of nearly equal attraction to children are the various parts of fruit trees — the twigs of cherry trees that release cyanide when eaten, and the leaf of the peach tree which contains hydrocyanic acid, one of the five most dangerous poisons known. Five children became ill after drinking "tea" brewed with hot water and peach leaves.

A garden that contains potatoes and tomatoes presents a further threat to the child. The foliage and vines of both plants contain alkaloid poisons that can, when swallowed, create nervous disorder and stomach upset.

Most dangerous of all plants in the vegetable garden is rhubarb. Its stalk, commonly used in baking and cooking, of course is not toxic, but the leaf blade, containing oxalic acid which crystallizes in the kidneys, causes severe damage if a number of leaves are eaten.

Castor bean seeds, sold in any garden store for about 25 cents a packet, contain the powerful blood poison ricin that could kill a child. The beans are a mottled black and brown and resemble a beetle. Children often play with them, and jewelry manufacturers make necklaces from them. If they are chewed or swallowed, they become deadly.

It is essential that children and adults understand the dangers involved in eating plants they are unfamiliar with. Those growing in the classroom or around the home should be identified in every way before they are appreciated for something other than their natural beauty!

Provided by

## GEIGY AGRICULTURAL CHEMICALS

As a Public Service

Division of CIBA-GEIGY Corporation  
Saw Mill River Road  
Ardsley, N. Y. 10502

osteoarthritis. But for a soreness involving inflammation, you need real aspirin or salicylamide; both are anti-inflammatory as well as analgesic. Timed-release aspirin don't provide the initial clout of regular tablets even though their effect may last longer. Buffered aspirin reduce stomach irritation. (Dosage: 10 grains of most analgesics three or four times daily or as doctor recommends.)

**3. Cold applications.** Use a regular

ice bag, or simply wrap ice in a plastic bag. Cold applications for such problems as severe muscle strain should be used for only 24 hours; then switch to heat applications.

**4. Balms, ointments, liniments.** These preparations dilate the small blood vessels in the outer layer of the skin and produce a feeling of comforting warmth, especially when accompanied by massage. Oil of wintergreen is the most common ingredient, because of its analgesic properties.

# ROYAL RANGERS!

## Celebrate the Spirit of '76

### ROYAL RANGER BICENTENNIAL PENNANT



Every boy should have a Royal Ranger Bicentennial Pennant to display proudly in his room to show that the Royal Rangers are celebrating the Bicentennial. This bright, full-color pennant will also be ideal as part of a patriotic Spirit of '76 display in your outpost. 24 ED 8880 \$1.00 each; 12 for \$10.00

### ROYAL RANGER BICENTENNIAL SCARF

An attractive Bicentennial scarf that can be worn by the Buckaroos as the official scarf during the Bicentennial year. It's ideal as the neckerchief with the FCF costume, or worn as a beautiful accessory by the commander's wife or the mothers of the Royal Rangers. It features the bicentennial symbol in the center and comes in alternating red, white, and blue colors. Made of handwashable 100% acetate, it also makes an eye-catching Bicentennial banner. 26 inches square.

08 ED 0289 \$2.00; 12 for \$20.00

